













R4E13-1270



250 m



### Vegetation Type

- |   |   |  |
|---|---|--|
|  Aqua.Sbmr.               |  Grm.Mrsh.           |  Grm.Mrsh.Clad_Brdlv.Emrg. |
|  Brdlv.Emrg.              |  Grm.Mrsh.Clad.      |  Peri.                     |
|  Brdlv.Flt.Nymp.          |  Grm.Mrsh.Clad-Dns.  |  Shrb.Sali.                |
|  Brdlv.Flt.Nymp_Grm.Mrsh. |  Grm.Mrsh.Clad-Sprs. |  |