













R4E13-1214



250 m



Vegetation Type

- | | | |
|--|---|--|
|  Brdlv.Flt.Nymp_Per. |  Grm.Mrsh.Clad-Sprs. |  Shrb. |
|  Grm.Mrsh. |  Grm.Mrsh.Clad_Shrb. |  Shrb.Sali. |
|  Grm.Mrsh.Clad. |  Grm.Mrsh.Clad_Typh. |  Tree |
|  Grm.Mrsh.Clad-Dns. |  Peri. | |