













R4E13-1100



250 m



Vegetation Type

- | | | |
|--|--|---|
|  Brdlv.Flt.Nymp. |  Grm.Mrsh.Clad-Dns. |  Peri. |
|  Grm.Mrsh. |  Grm.Mrsh.Clad-Sprs. |  Shrb. |
|  Grm.Mrsh-Sprs. |  Grm.Mrsh.Clad_Brdlv.Emrg_Shrb. |  Tree |
|  Grm.Mrsh.Clad. |  Grm.Mrsh-Shrt. | |